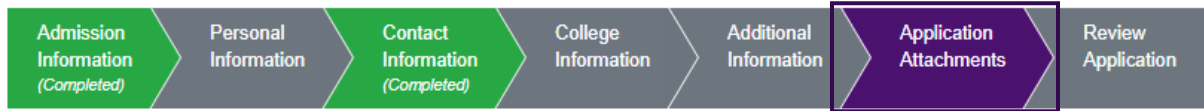


## Graduate Admissions Application — Attach Supplemental Documents

If the application is not yet submitted, navigate to the Application Attachments section.



Or if the application is already submitted, log into the application as a Returning User (<https://admissions.uni.edu/apply>); find the application and click Upload Documents.

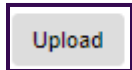
Graduate Application

Science Education - MA (821GPPE)	Submit Date: 08/08/2018	<b>Upload Documents</b>
Application Type: Degree Seeking (Domestic)	Date Paid: 08/08/2018	Change Payment Type
Admit Term: Spring 2019	Payment Method: Waiver	Change Application Term
	Application Fee: \$0.00	Print Application

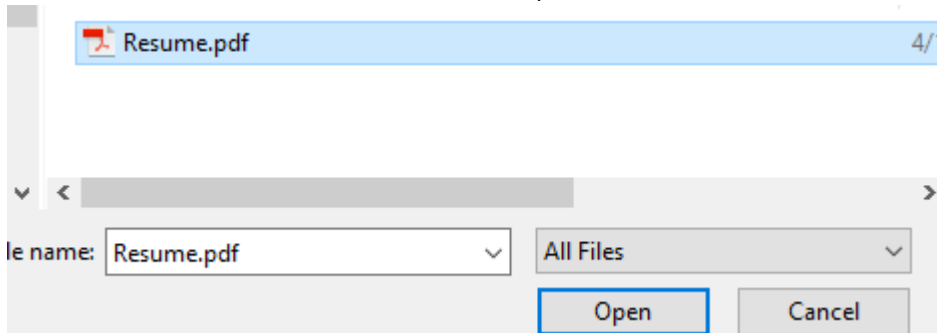
Last Updated: 8/8/18 12:54 PM

Click the Upload button under the appropriate supplemental document.

### Resume/Curriculum Vitae



Find and select the correct document and click Open.



You will then see the uploaded attachment.

### Resume/Curriculum Vitae

#### Attachments

- [Resume](#) (Remove File)

